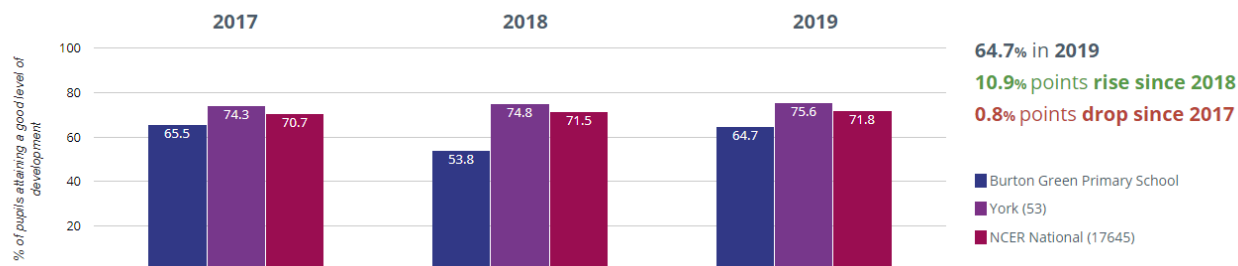


Burton Green Primary School

Pupil Outcomes 2019

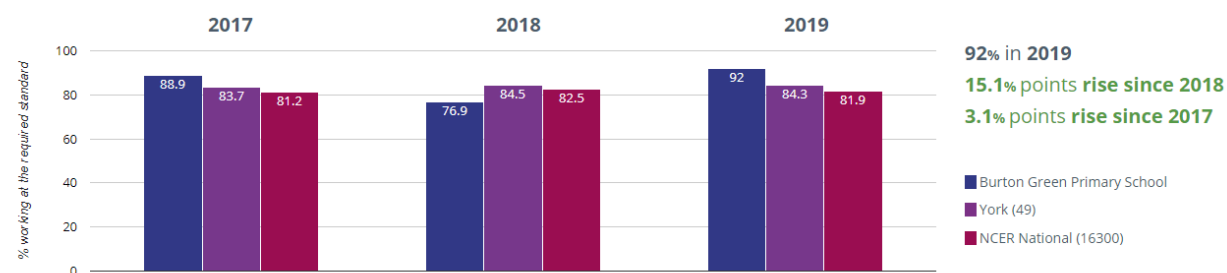
Early Years

★ Good Level Of Development



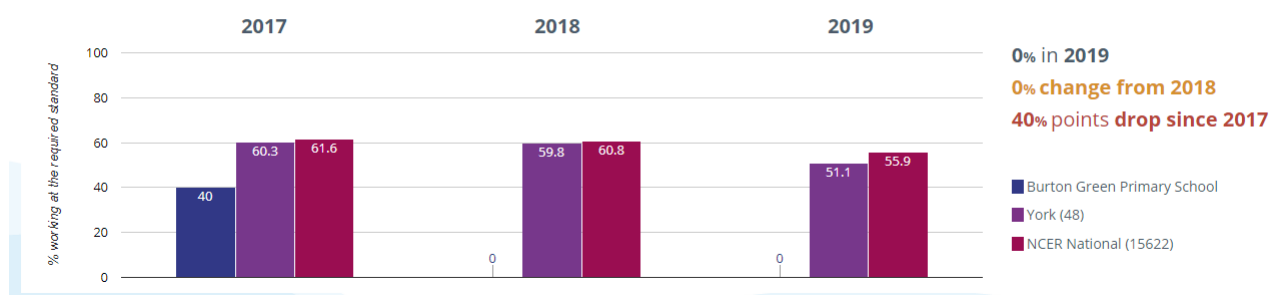
Year 1 Phonics

Year 1: Working At



Year 2 Phonics re-check

Year 2: Working At



Burton Green Primary School

KS1 Outcomes

End of Key Stage 1: 2019 Results				
	Burton Green % At the Expected Standard or above	National % At the Expected Standard or above	Burton Green % Working Above Expected Standard	National % Working Above Expected Standard
Reading	69.6%	74.9%	34.8%	25%
Writing	69.6%	69.2%	13%	14.8%
Maths	73.9%	75.6%	39.1%	21.7%
RWM	60.9%	64.9%	13%	11.2%
Science	78.3%	82.3%	N/A	

KS2 Outcomes

End of Key Stage 2 2019 Results				
	Burton Green % At the Expected Standard or above	National % At the Expected Standard or above	Burton Green % Achieving a High Score (110+)	National % Achieving a High Score (110+)
Reading	43.8%	73.2%	12.5%	26.9%
Writing	81.3%	78.5%	25%	20.2%
Maths	56.3%	78.7%	12.5%	26.6%
RWM Combined	37.5%	64.9%	6.3%	10.5%
SPAG	50%	78%	6.3%	35.7%

Progress Measures: KS1 to KS2			
	Reading	Writing	Maths
Burton Green (all)	-2.86	+1.56	-3.12

Average Scaled Scores

Reading	Maths	SPaG
100.4	101.3	100.3

Burton Green Primary School

Floor Standard

The floor standard is the minimum standard for pupil attainment and/or progress that the government expects schools to meet.

In 2018, a school will be above the floor standard if:

- at least 65% of pupils meet the expected standard in English reading, English writing and Mathematics:
- OR**
- the school achieves sufficient progress scores in all three subjects. At least -5 in English reading, -5 in Mathematics and -7 in English writing.

To be above the floor, the school needs to meet the attainment **OR** all of the progress elements.