



# Welcome to Burton Green Hedgehogs!

Reception  
New Starters 2023

# Our Team



**Miss Harris**  
Reception Teacher



**Mrs McGann**  
Headteacher



**Mrs Green**  
Reception Teaching Assistant



**Mrs French**  
Pastoral lead



**Mr Holmes**  
PE Teacher



**Mrs Gornall**  
Deputy Headteacher  
Early Years Lead and  
Nursery Teacher

# Our environment



We draw inspiration from the natural, curiosity inspiring classrooms of the Reggio Emilia approach. Our resources are open ended and encourage lots of imagination and problem solving.



Our environment is designed to encourage independence and freedom of choice, where children can take a lead in their own play, learning and development.

# Communication Friendly Status



We are incredibly proud that our Early Years has gained Communication Friendly Setting Status accreditation. This means that all our staff in Early years have been through communication, speech and language training so that we have a highly skilled team in Early Years who can identify speech and language barriers and work with children to support the development of their communication skills.



# A day in the life of a Hedgehog...

8.45am – Open doors

9.00am – Close doors and do our registers

9.10am – Phonics

9.30am – Choosing time in the areas of provision (both indoors and outdoors)

11.00am – Tidy-up Time

11.10am – Understanding the World group session linked to our topic

11.30am – Lunch

12.30pm – Maths group session

12.50pm – Choosing time in the areas of provision (both indoors and outdoors)

2.40pm – Tidy-up Time

2.50pm – Story and song time

3.15pm – Home time

Children will also have PE lessons throughout the week, taught by Mr Holmes.

We will go to Forest School every week, please bring wellies!



# Seven Areas Of Learning

## PRIME AREAS

### COMMUNICATION AND LANGUAGE

Listening, Attention and Understanding  
Speaking

### PERSONAL, SOCIAL AND EMOTIONAL DEVELOPMENT

Self Regulation  
Managing Self  
Building Relationships

### PHYSICAL DEVELOPMENT

Gross Motor Skills  
Fine Motor Skills

## SPECIFIC AREAS

### LITERACY

Comprehension  
Word Reading  
Writing

### MATHEMATICS

Number  
Numerical Patterns

### UNDERSTANDING THE WORLD

Past and Present  
People, Culture and Communities  
The Natural World

### EXPRESSIVE ARTS AND DESIGN

Creating With Materials  
Being Imaginative and Expressive

All areas are  
interconnected



# How we learn...

## CREATIVE AND CRITICAL THINKING

- Making links
- Solving problems and having their own ideas
- Choosing ways to do things



## PLAYING AND EXPLORING

- Finding out & exploring
- Being willing to have a go
- Playing with what they know

## ACTIVE LEARNING

- Being involved and concentrating
- Keep on trying
- Enjoying achieving what they set out to do



# HOW MIGHT THIS LOOK?

Lots of play!

Whole class teaching



1:1 and small group activities led by an adult



Areas of learning overlapping



Open-ended activities to allow children to direct their learning

Children completely immersed in play and learning

# Phonics

- We follow the Read Write Inc. phonics scheme
- Phonics is taught every morning and we learn a new sound every day
- Children learn to blend sounds together, for example: c-a-t cat d-o-g dog
- Children begin to read simple words and sentences in their reading books
- Children will learn to write simple words and develop their writing skills over the year
- Children are grouped in phonics and read words and sounds that are appropriate for their level
- We will update parents on which group they are in after every assessment

**Read Write Inc.**  
Phonics

Read Write Inc.  
Phonics

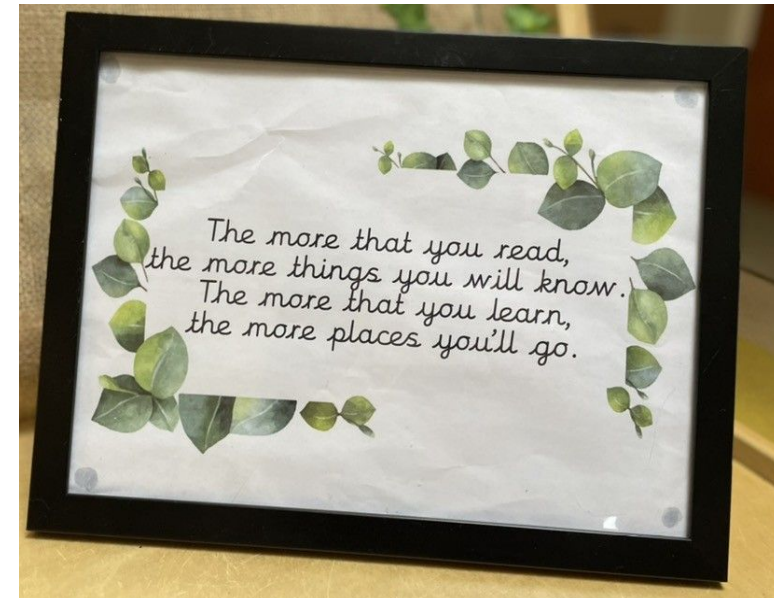
Desktop Speed Sounds Chart

Speed Sounds Set 1

m m	a a	s s	d d	t t
i i	n n	p p	g g	o o
c c	k k	u u	b b	f f
e e	l l	h h	sh sh	r r
j j	v v	y y	w w	th th
z z	ch ch	qu qu	x x	ng nk

# Reading

- We will send home a reading record at the start of the year. We would appreciate it if you could write the title of the books you have read at home and perhaps a little message so we can add a tick to our reading chart
- We have a lending library in the classroom and each morning children can choose a story to bring home and share with their families, they can change these each day or keep hold for a bit longer if they are really enjoying it!
- The reading chart has different levels, bronze, silver, gold, and the more children read, the more ticks they get! For each level they will win a certificate and a paper bracelet
- When children have learned enough sounds securely in phonics we will send home a blending book to practice reading simple words
- We expect parents to read these books at home with their children as frequently as possible – practice of reading and recognising sounds will really help your child's reading ability and support them in their learning



# Parents

We love inviting parents into school to be a part of their children's learning!

- Each term we have a Book Breakfast to encourage a love of reading stories and sharing books together
- We host phonics workshops each term for parents to develop an understanding of what their children are learning and how to help at home
- We have also hosted 'stay and play' sessions with a focus on National Nursery Rhyme Week, maths activities and PE





# Attendance

Good attendance is crucial to your child's development and progress.

Every school day counts!

The government states that for children to achieve the expected level of development, the minimum attendance should be 96%.





# Lunches

- We are a **nut free** school – please do not send your child to school with any foods containing nuts or having eaten anything containing nuts
- School lunches are free for Reception children – they are delicious!
- A hot choice is available, as well as a jacket potato with a choice of fillings
- Pack ups are welcome, however we recommend making healthy choices for your child, for example: a sandwich, a piece of fruit, a yoghurt.
- Fizzy drinks are not allowed, water would preferable to juice
- A healthy snack is offered in the morning and afternoon with milk, bagels and fruit






# Breakfast and after school club


Breakfast club is 7.40 – 8.45 and currently costs £2.00

Afterschool club is booked in 1 hour slots and costs £3.50 per hour  
It can be booked 3.30 – 4.30 and 4.30 – 5.30





# What will you need to bring?

- Named school uniform (please ensure that all jumpers and cardigans are named!)
    - Black school shoes or black trainers
    - A bookbag (we will provide this in September)
  - A reading record that should be brought to school every day (we will provide this in September)
    - A bag to be kept at school with a spare change of clothes (including socks please!)
      - A named water bottle (water only)
      - A healthy packed lunch if you are not having a school dinner
    - Weather appropriate clothing when necessary: coats, hats, scarves, gloves, sun cream
      - You are welcome to bring named wellies to school
  - You will NOT need PE kit in September, children in Hedgehogs only use PE kit in Summer term - your teacher will remind you closer to the time.
- 



# How to prepare

## Personal, Social and Emotional Development

Talk to your child about starting school and how they feel about it. Reassure them. Talk about getting older and more mature. Remind them they will be able to ask their teacher if they need help.

## Communication and Language

Encourage your child to talk, share stories. Use their words to express their wants/needs. Model good language back to them so they hear good examples of correct speech and appropriate ways of communicating.

## Physical Development

Encourage your child to develop their gross motor skills as this is a pre-cursor to writing. Lots of big movements – climbing, crawling under things to develop their core. Encourage them to dress independently, try new foods and develop a good sleep routine



# Social Media

We use Twitter and Facebook to showcase the amazing learning we do and our rich curriculum, please follow so you can see what we're getting up to!



Please ask if you have any questions

